





## Class 106 Barn Quilts MT

### Supply List

**Taught by**  
**Maribeth Shreve**

Class Length:	2 days, Monday and Tuesday
Difficulty Level:	All Levels – This class is not a sewing class but a painting class, exploring and celebrating the effect of color.
Instructor's Contact Info:	Name: Maribeth Shreve Phone: 304-741-5321 Email: <a href="mailto:sewblessedbarnquilts@gmail.com">sewblessedbarnquilts@gmail.com</a>
   	
<p>Barn Quilts are not just for Barns anymore! Perfect for houses, porches, fences, barns, mailboxes and inside. My name is Maribeth Shreve and I started making Barn Quilts in 2016. Come to one of my classes and learn how to make your own masterpiece! If I can draw it, you can paint it! See the many options on my Facebook page - Sew Blessed Barn Quilts</p>	

All supplies/tools will be provided to paint your Barn Quilt. Brushes, paint, fan, tape, and tools will be provided in class for you to use. You will be painting on Aluminum Sign Boards which are much easier to hang than wood and will not deteriorate. 160 paint colors to choose from. Once you pick your design and project, your board will be primed and ready to paint in class. In class, you will learn how to sand, prime, draw a design and paint a Barn Quilt. Hanging instructions will also be provided in class.

Class Requirements: You have these options –

- \$125 for one 24x24 barn quilt block
- \$225 for one 36x36 barn quilt block
- \$125 for 4 Ladder Blocks, 12 x 12 each
- info on ladder purchase will be provided in class

Please see the next page for additional information -



October 4-9, 2026  
Linda Miller, Director  
330-620-9825

Class Supplies:

Wear an old shirt or bring an apron. This is not messy but you may get paint on your shirt from leaning over your board. Go home with a completed project!

No Fabric Requirements

Pre-class Instructions:

Instructions for block choice will be provided after registration closes, in September. To help you choose your block design, see the many others have completed on Maribeth's Facebook Page – Sew Blessed Barn Quilts.